



TANKS

LIQUID TRANSPORT

WHAT MAKES TTI'S TANKS UNIQUE?



Over 20 years specialising in the manufacture of quality water cartage tanks

TTI has over 20 years specialising in the manufacture of quality water cartage tanks. We do not dilute our focus by producing storage tanks and other roto-moulded products.


Did you know the DNA of every TTI tank is recorded? This combined with rigorous quality checks including ultrasound thickness testing and laboratory impact testing ensures that our clients are getting the very best available tanks on the Australian market, giving you peace of mind. Our unmatched tooling engineering is reflected in every moulded TTI Tank.

WATER CARTAGE TANKS

Tank Sizes:
20 Litres to 17,000 Litres




KEY FEATURES




Extra thick tank wall structure with a load capacity of up to an enormous 1.3 Specific Gravity on all AquaTrans™



Exclusive, specially developed and formulated polyethylene powder incorporating the latest technology




Easy-to-read calibration on side wall of tank for quick measurement of contents (when sight level tube is fitted)



Specifically designed footings to enable easy mounting to any tray surface - mounting pins included.



Factory-fitted outlet with every tank



UV stabilised to withstand the elements; All tanks are cooked to temperature, not time

Suitable for



Potable Water



Molasses



Chemicals



Virtually Any Other Liquid!

GET ANY TANK IN YOUR CORPORATE COLOUR



TRANSLUCENT

See the liquid level through the tank wall!



NATURAL



TRANS YELLOW



TRANS BLUE

OPAQUE

Zero light penetration into tank



BRIGHT WHITE



BIRCH GREY



BLACK



HERITAGE GREEN



YELLOW



ORANGE



RED





DARK BLUE

5% Colour Change Surcharge Applies

Note: Actual colours may vary slightly

SUPPLIED WITH PINS & WEDGES

FOR EFFECTIVE MOUNTING



*Note: Wedges supplied for tanks 8,000L+

AQUATRANS™ / AQUAMOVE™

Water Cartage Tanks with 15 or 20-Year Warranty



AquaTrans™ 20-Year Warranty

20 Litres

590 x 320 x 280mm (LWH)
 ø100 Lid & Seal 3/4"
 Poly Drain Bung & Seal

SKU: PTC00020SG



AquaTrans™ 20-Year Warranty

50 Litres

800 x 430 x 390mm (LWH)
 ø150 Lid & Seal
 3/4" Poly Drain Bung & Seal

SKU: PTC00050SG



AquaTrans™ 20-Year Warranty

100 Litres

900 x 450 x 475mm (LWH)
 ø150 Lid & Seal
 3/4" Poly Drain Bung & Seal

SKU: PTC00100SG



AquaTrans™ 20-Year Warranty

200 Litres

1000 x 650 x 600mm (LWH)
 ø150 Lid & Seal
 3/4" Poly Drain Bung & Seal

SKU: PTC00200SG



AquaTrans™ 20-Year Warranty

220 Litres

925 x 710 x 510mm (LWH)
 ø255 Lid Assembly
 3/4" Poly Drain Bung & Seal

SKU: PTC00220SG

Steel Skid-Frame
 SKU: ASFD00220

Top-Mount Steel Pump Plate
 SKU: SSF001



AquaTrans™ 20-Year Warranty

400 Litres

1620 x 710 x 510mm (LWH)
 ø255 Lid Assembly
 3/4" Poly Drain Bung & Seal

SKU: PTC00400ASG

Steel Skid-Frame
 SKU: ASFD00400A

Top-Mount Steel Pump Plate
 SKU: SSF001

What's the Difference?

AquaTrans™ AquaMove™

Water Cartage Tanks



AquaTrans™

There is nothing much in the way of a rotationally moulded polyethylene water cartage tank that compares with the TTI AquaTrans™ tank range.

A really heavy-duty tank with a 20-year warranty is just part of the deal. The AquaTrans™ is a premium product and is in a league of its own. This is the bees' knees!



AquaMove™

Without any compromise, the AquaMove™ range has been introduced to be a player in the price sensitive end of the market.

With a slightly lighter design than the AquaTrans™ and a 15-year warranty, this is the everyday range.



AQUATRANS™ / AQUAMOVE™

Water Cartage Tanks with 15 or 20-Year Warranty



500 Litres

AquaTrans™ 20-Year Warranty
SKU: PTC00500SG

1250 x 1070 x 580mm (LWH); Mounting Pins Provided; ø255 Lid, Rim, & Seal Assy; 1½" MBSP Fitting-Poly (fitted)



600 Litres

AquaTrans™ 20-Year Warranty
SKU: PTC00600SG

1250 x 1070 x 740mm (LWH); Mounting Pins Provided; ø455 Lid, Rim, & Seal Assy; 1½" MBSP Fitting-Poly (fitted)

★ **LiquidLocker™ 16pcs**



800 Litres

AquaTrans™ 20-Year Warranty
SKU: PTC00800SG

1430 x 1220 x 670mm (LWH); Mounting Pins Provided; ø455 Lid, Rim, & Seal Assy; 1½" MBSP Fitting-Poly (fitted)

★ **LiquidLocker™ 17pcs**



1,000 Litres

AquaTrans™ 20-Year Warranty SKU: PTC01000SG	AquaMove™ 15-Year Warranty SKU: STC01000SG
-------------------------------------------------------	------------------------------------------------------

1430 x 1220 x 835mm (LWH); Mounting Pins Provided; ø455 Lid, Rim, & Seal Assy; 1½" MBSP Fitting-Poly (fitted)

★ **LiquidLocker™ 24pcs**



1,200 Litres

AquaTrans™ 20-Year Warranty
SKU: PTC01200SG

1720 x 1230 x 840mm (LWH); Mounting Pins Provided; ø455 Lid, Rim, & Seal Assy; 1½" MBSP Fitting-Poly (fitted)

★ **LiquidLocker™ 29pcs**



1,500 Litres

AquaTrans™ 20-Year Warranty SKU: PTC01500SG	AquaMove™ 15-Year Warranty SKU: STC01500SG
-------------------------------------------------------	------------------------------------------------------

1720 x 1230 x 1000mm (LWH); Mounting Pins Provided; ø455 Lid, Rim, & Seal Assy; 1½" MBSP Fitting-Poly (fitted)

★ **LiquidLocker™ 40pcs**

AQUATRANS™ / AQUAMOVE™

Water cartage tanks with 15 or 20-year Warranty



2,000 Litres

AquaTrans™ 20-Year Warranty SKU: PTC02000SG	AquaMove™ 15-Year Warranty SKU: STC02000SG
-------------------------------------------------------	------------------------------------------------------

LWH: 2150 x 1410 x 870mm; Mounting Pins Provided; ø455 Lid, Rim, & Seal Assy; 2" MBSP Fitting-Poly (fitted)

- ★ LiquidLocker™ 55pcs
- ★ Steel Mounting Frame



2,400 Litres

AquaTrans™ 20-Year Warranty SKU: PTC02400SG

LWH: 2150 x 1410 x 1140mm; Mounting Pins Provided; ø455 Lid, Rim, & Seal Assy; 2" MBSP Fitting-Poly (fitted)

- ★ LiquidLocker™ 66pcs
- ★ Steel Mounting Frame



3,000 Litres

AquaTrans™ 20-Year Warranty SKU: PTC03000SG	AquaMove™ 15-Year Warranty SKU: STC03000SG
-------------------------------------------------------	------------------------------------------------------

LWH: 2430 x 1540 x 1200mm; Mounting Pins Provided; ø455 Lid, Rim, & Seal Assy; 2" MBSP Fitting-Poly (fitted)

- ★ LiquidLocker™ 85pcs
- ★ Steel Mounting Frame



4,000 Litres

AquaTrans™ 20-Year Warranty SKU: PTC04000SG	AquaMove™ 15-Year Warranty SKU: STC04000SG
-------------------------------------------------------	------------------------------------------------------

LWH: 2430 x 1540 x 1450mm; Mounting Pins Provided; ø455 Lid, Rim, & Seal Assy; 2" MBSP Fitting-Poly (fitted)

- ★ LiquidLocker™ 110pcs
- ★ Steel Mounting Frame



5,000 Litres

AquaTrans™ 20-Year Warranty SKU: PTC05000SG	AquaMove™ 15-Year Warranty SKU: STC05000SG
-------------------------------------------------------	------------------------------------------------------

LWH: 2760 x 2000 x 1400mm; Mounting Pins Provided; ø455 Lid, Rim, & Seal Assy; 2" MBSP Fitting-Poly (fitted)

- ★ LiquidLocker™ 138pcs
- ★ Steel Mounting Frame



6,000 Litres

AquaTrans™ 20-Year Warranty SKU: PTC06000SG

LWH: 2760 x 2000 x 1540mm; Mounting Pins Provided; ø455 Lid, Rim, & Seal Assy; 2" MBSP Fitting-Poly (fitted)

- ★ LiquidLocker™ 165pcs
- ★ Steel Mounting Frame

AQUATRANS™ / AQUAMOVE™

Water Cartage Tanks with 15 or 20-Year Warranty



7,000 Litres

AquaTrans™ 20-Year Warranty
SKU: PTC07000SG

LWH: 3390 x 2250 x 1390mm; Mounting Pins Provided;
ø455 Lid, Rim, & Seal Assy; 3" MBSP Fitting-Brass

- ★ LiquidLocker™ 190pcs
- ★ Steel Mounting Frame



8,000 Litres

AquaTrans™ 20-Year Warranty
SKU: PTC08000ASG

LWH: 3600 x 2100 x 1540mm; Pins and Wedges Supplied
ø455 Lid, Rim, & Seal Assy; 3" MBSP Fitting-Brass

- ★ LiquidLocker™ 240pcs
- ★ Steel Mounting Frame



10,000 Litres

AquaTrans™ 20-Year Warranty **AquaMove™ 15-Year Warranty**
SKU: PTC10000SG SKU: STC10000SG

LWH: 3480 x 2250 x 1940mm; Pins and Wedges Supplied;
ø455 Lid, Rim, & Seal Assy; 3" MBSP Fitting-Brass

- ★ LiquidLocker™ 295pcs
- ★ Steel Mounting Frame



10,000 Litres

AquaTrans™ 20-Year Warranty
SKU: PTC10000ASG

LWH: 3600 x 2100 x 1880mm; Pins and Wedges Supplied;
ø455 Lid, Rim, & Seal Assy; 3" MBSP Fitting-Brass

- ★ LiquidLocker™ 295pcs
- ★ Steel Mounting Frame



12,000 Litres

AquaTrans™ 20-Year Warranty
SKU: PTC12000SG

LWH: 3600 x 2100 x 2240mm; Pins and Wedges Supplied;
ø455 Lid, Rim, & Seal Assy; 3" MBSP Fitting-Brass

- ★ LiquidLocker™ 355pcs
- ★ Steel Mounting Frame



13,000 Litres

AquaTrans™ 20-Year Warranty
SKU: PTC13000SG

LWH: 3480 x 2250 x 2310mm; Pins and Wedges Supplied;
ø455 Lid, Rim, & Seal Assy; 3" MBSP Fitting-Brass

- ★ LiquidLocker™ 385pcs
- ★ Steel Mounting Frame

AQUATRANS™ / AQUAMOVE™

Water Cartage Tanks with 15 or 20-Year Warranty



13,000 Litres

AquaTrans™ 20-Year Warranty
SKU: PTC13000ASG

LWH: 4310 x 2350 x 1795mm; Pins and Wedges Supplied;
2 x ø455 Lid, Rim, & Seal Assy; 3" MBSP Fitting-Brass

- ★ LiquidLocker™ 385pcs
- ★ Steel Mounting Frame




15,000 Litres

AquaTrans™ 20-Year Warranty
SKU: PTC15000SG

LWH: 4310 x 2350 x 2040mm; Pins and Wedges Supplied;
2 x ø455 Lid, Rim, & Seal Assy; 3" MBSP Fitting-Brass

- ★ LiquidLocker™ 445pcs
- ★ Steel Mounting Frame



17,000 Litres

AquaTrans™ 20-Year Warranty
SKU: PTC17000SG

LWH: 4310 x 2350 x 2395mm; Pins and Wedges Supplied;
2 x ø455 Lid, Rim, & Seal Assy; 3" MBSP Fitting-Brass

- ★ LiquidLocker™ 505pcs
- ★ Steel Mounting Frame



LOW-PROFILE DESIGN

FOR MAXIMUM VEHICLE STABILITY

LiquidLocker™

The Locker that Stops The Slosh!

- ✓ **Complies with load restraint** guide performance standards
- ✓ **Suitable for use with all tanks** - poly, steel, fibreglass, aluminium, etc.
- ✓ **LiquidLocker™ baffles** can be used with water, diesel and other liquids
- ✓ **Simple to install** LiquidLocker™ baffles are supplied in two halves



LiquidLocker™
Anti-Surge Baffling Safety System (Supply Only)

Ø380mm

1 Ball per 33 Litres (1:33)

SKU: LLB380

LiquidLocker Testing & Demonstration Results:

100%

ELIMINATION OF
LIQUID SURGE

80%


IMPROVED CORNERING &
MANEUVERABILITY

40%

SHORTER BRAKING
DISTANCE

50%

VEHICLE WEAR AND
TEAR REDUCTION



JUST
1.7%
OF CAPACITY

*Results may vary depending on tank size, vehicle & road conditions

AquaDelivery™

Bulk Water Delivery with Honda GX200 and 3" Water Delivery Pump

- ✓ Heavy-duty water cartage tank on forkable steel frame
- ✓ Honda GX200 (Electric Start) Motor with QP303 1000L/min Transfer Pump
- ✓ Lockable Toolbox with 2 x 10m Lengths of Certified Potable Food Grade Layflat Hose
- ✓ Hydrant Filler Lid with Spring non-return valve




Bulk Water Delivery Unit



CODE	CAPACITY (LITRES)	CODE	CAPACITY (LITRES)
PWD05000L	5,000 Litres	PWD12000L	12,000 Litres
PWD06000L	6,000 Litres	PWD13000L	13,000 Litres
PWD07000L	7,000 Litres	PWD13000AL	13,000 Litres
PWD08000AL	8,000 Litres	PWD15000L	15,000 Litres
PWD10000ALSG	10,000 Litres	PWD17000L	17,000 Litres

FRAMES

Forkliftable Tank Skids



To Suit Tanks from 500L to 1,500L

Simple tank to frame SureFit mounting system


TTi's steel frames are over engineered and hot dip galvanized for long lasting protection

Frames standard with forklift pockets from all four sides

SKU	DESCRIPTION	KG	L X W (MM)
ASFCA00500	Steel Frame for 500L & 600L SumpTrans, includes forklift tine pockets on all sides	37	1630 x 1010
ASFCA00800	Steel Frame for 800L & 1000L SumpTrans, includes forklift tine pockets on all sides	53	1780 x 1110
ASFCA01200	Steel Frame for 1200L & 1500L SumpTrans, includes forklift tine pockets on all sides	72	1780 x 1344

*Disclaimer: Check compatibility with your forklift width between tynes

| Freight Rates Apply



To Suit Tanks from 2,000L to 17,000L

Forkliftable for easy lift on, lift off convenience

Simple tank to frame SureFit mounting system

TTi's steel frames are over engineered and hot dip galvanized for long lasting protection

SKU	DESCRIPTION	KG	L X W (MM)
ASFC02000	Steel Frame for 2000L & 2400L AquaTrans™	190	2910 x 1410
ASFC03000	Steel Frame for 3000L & 4000L AquaTrans™	218	3020 x 1355
ASFC05000	Steel Frame for 5000L & 6000L AquaTrans™	302	3500 x 1820
ASFC07000	Steel Frame for 7000L, 10000L & 13000L AquaTrans™	410	4100 x 2200
ASFCA08000	Steel Frame for 8000L, 10000L & 12000L Tipper AquaTrans	428	4210 x 2000
ASFC13000	Steel Frame for 13000L, 15000L & 17000L AquaTrans™	480	5300 x 2330

*Disclaimer: Check compatibility with your forklift width between tynes

TransLoc™

Heavy Duty Modular Water Cartage Tanks

Heavy-Duty

Modular Water Cartage Tanks



- ✓ **Expandable** Capacity
- ✓ Modules can be plumbed to **drain independently** or **together!**
- ✓ **Low-Profile** Design
- ✓ Improved **Safety**
- ✓ **3,000L Modules**

Free-standing design allows for mounting to flat deck truck/trailer. Unique 2 x 6" connections between modules for even filling/draining.

Fully baffled every 3,000 Litres to minimise surge (optional LiquidLocker™ baffles). Low profile design for improved safety.



InterLoc™

Fully-Drainable Chemical Tanks

Fully-Drainable

Modular Tank System



- ✓ Needing to **cart different chemicals** in one load?
- ✓ Standard with **Steel-Mounted Frame**
- ✓ Modules can be plumbed to **drain independently or together!**
- ✓ Fully **Baffled** (Every 2500 litres)

Needing to cart different chemicals in one load?
Modules can be plumbed to drain independently
or together!

Fully baffled every 2,500 Litres to minimise surge (optional LiquidLocker™ baffles). Low profile design for improved safety.



SumpTrans™

Fully-Drainable Chemical Tanks



TTi's SumpTrans™ Tank use specially blended polyethylene to handle the broadest range of liquids possible from plain water to the harshest chemicals – ask for a copy of our compatibility chart!

TTi's SumpTrans™ tanks have excellent impact resistant qualities and impervious to some of the most aggressive chemicals. SumpTrans™ incorporate the latest technology to easily handle any work environment.



KEY FEATURES




Manufactured from chemical resistant, UV stabilised polyethylene




Large tank opening for fast, easy filling. Sealed with 455mm lid with labyrinth breather (600L+)



Easy fill, no spill containment lip on all spray tanks above 500L



Easy to read calibrations for measurement of contents (when sight level tube fitted on tank)



Fully draining sump with smooth interior and enables complete drainage and decontamination of tank



Available with robust hot-dip galvanised steel mounting frame for correct tank support and ease of mounting



Basket filter supplied with tanks 200 Litres and larger



SureFit™ safe and secure mounting pin system

SUMPTRANS™

Fully-Drainable Chemical Tanks



Suitable for:



Potable Water



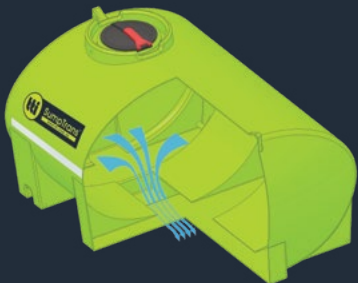
Molasses



Chemicals



Virtually Any Other Liquid!*



Cutaway

Shows Fully Draining Tank Floor



End View

Shows 'V' Frame Supporting Tank



TANK FRAMES

All spray tanks require a steel mounting support frame to give sump clearance

TTi's steel frames are over engineered and hot dip galvanized for long lasting protection.





100 Litres

Tank Only
815 x 450 x 595mm (LWH)
SKU: PTSS00100SG

with Frame
815 x 450 x 600mm (LWH)
SKU: PTSS00100KSG

ø150 Lid Assembly Complete; Pair of mounting straps;
1" MBSP Fitting-Poly; Skid Frame



200 Litres

Tank Only
940 x 600 x 750mm (LWH)
SKU: PTSS00200SG

with Frame
940 x 600 x 760mm (LWH)
SKU: PTSS00200KSG

ø255 Filter Basket; ø255 Lid Assembly Complete;
1½" MBSP Fitting-Poly; Straps Only (pair); Skid Frame



200 Litres (Low Profile)

Tank Only
960 x 690 x 550mm (LWH)
SKU: PTSP00200SG

with Frame
1085 x 700 x 600mm (LWH)
SKU: PTSP00200KSG

ø255 Filter Basket; ø255 Lid Assembly Complete;
¾" MBSP Fitting-Poly; Pump Compartment Cover; Skid Frame



300 Litres

Tank Only
1270 x 615 x 730mm (LWH)
SKU: PTSS00300SG

with Frame
1270 x 615 x 750mm (LWH)
SKU: PTSS00300KSG

ø255 Filter Basket; ø255 Lid Assembly Complete;
1½" MBSP Fitting-Poly; Straps Only (pair); Skid Frame



300 Litres

Tank Only
940 x 600 x 950mm (LWH)
SKU: PTSS00300ASG

with Frame
940 x 615 x 965mm (LWH)
SKU: PTSS00300AKSG

ø255 Filter Basket; ø255 Lid Assembly Complete;
1½" MBSP Fitting-Poly; Straps Only (pair); Skid Frame



400 Litres

Tank Only
1145 x 850 x 680mm (LWH)
SKU: PTSP00400SG

with Frame
1230 x 850 x 710mm (LWH)
SKU: PTSP00400KSG

ø255 Filter Basket; ø255 Lid Assembly Complete; Pump
compartment cover; ¾" MBSP Fitting-Poly; 4x8x100mm BSW HED
HD Bolt; 8 x 8mm washers, 4 x 8mm; nyloc nuts; Skid Frame

SUMPTRANS™

Fully-Drainable Chemical Tanks



400 Litres

Tank Only 890 x 820 x 960mm (LWH) SKU: PTSS00400SG	with Frame 890 x 820 x 975mm (LWH) SKU: PTSS00400KSG
-----------------------------------------------------------------	-------------------------------------------------------------------

ø255 Lid Assembly Complete; ø255 Filter Basket;
1½" MBSP Fitting-Poly; Straps Only (pair); Skid Frame



500 Litres

Tank Only 1250 x 1070 x 590mm (LWH) SKU: PTSP00500SG	with Frame 1250 x 1070 x 630mm (LWH) SKU: PTSP00500KSG
-------------------------------------------------------------------	---------------------------------------------------------------------

ø255 Lid Assembly Complete; ø255 Filter Basket;
1½" MBSP Fitting-Poly; 4 Pins 18 x 200; Skid Frame



600 Litres

Tank Only 1200 x 840 x 970mm (LWH) SKU: PTSS00600SG	with Frame 1200 x 840 x 1000mm (LWH) SKU: PTSS00600KSG
------------------------------------------------------------------	---------------------------------------------------------------------

ø255 Lid Assembly Complete; ø255 Filter Basket;
1½" MBSP Fitting-Poly; Straps Only (pair); Skid Frame



600 Litres

Tank Only 1250 x 1070 x 750mm (LWH) SKU: PTSP00600SG	with Frame 1250 x 1070 x 790mm (LWH) SKU: PTSP00600KSG
-------------------------------------------------------------------	---------------------------------------------------------------------

ø455 Lid Assembly Complete; ø455 Filter Basket;
1½" MBSP Fitting-Poly; 4 Pins 18 x 200; Skid Frame



800 Litres

Tank Only 1430 x 1220 x 770mm (LWH) SKU: PTSP00800SG	with Frame 1430 x 1220 x 800mm (LWH) SKU: PTSP00800KSG
-------------------------------------------------------------------	---------------------------------------------------------------------

ø455 Lid, Rim, & Seal Assy; ø455 Filter Basket
1½" MBSP Fitting-Poly; 4 Pins 18 x 200; Skid Frame



1,000 Litres

Tank Only 1430 x 1220 x 940mm (LWH) SKU: PTSP01000SG	with Frame 1430 x 1220 x 980mm (LWH) SKU: PTSP01000KSG
-------------------------------------------------------------------	---------------------------------------------------------------------

ø455 Lid, Rim, & Seal Assy; ø455 Filter Basket
1½" MBSP Fitting-Poly; 4 Pins 18 x 200; Skid Frame



1,200 Litres

Tank Only
1700 x 1200 x 950mm (LWH)
SKU: PTSP01200SG

with Frame
1700 x 1200 x 990mm (LWH)
SKU: PTSP01200KSG

ø455 Lid, Rim, & Seal Assy; ø455 Filter Basket;
1½" MBSP Fitting-Poly; 4 Pins 18 x 260; Skid Frame



1,500 Litres

Tank Only
1700 x 1200 x 1150mm (LWH)
SKU: PTSP01500SG

with Frame
1700 x 1200 x 1190mm (LWH)
SKU: PTSP01500KSG

ø455 Lid, Rim, & Seal Assy; ø455 Filter Basket;
1½" MBSP Fitting-Poly; 4 Pins 18 x 260; Skid Frame



2,000 Litres

Tank Only
2150 x 1410 x 1150mm (LWH)
SKU: PTSP02000SG

with Frame
2150 x 1410 x 1180mm (LWH)
SKU: PTSP02000KSG

ø455 Lid, Rim, & Seal Assy; ø455 Filter Basket;
2" MBSP Fitting-Poly; 4 Pins 24 x 260; Skid Frame



2,400 Litres

Tank Only
2150 x 1410 x 1310mm (LWH)
SKU: PTSP02400SG

with Frame
2150 x 1410 x 1360mm (LWH)
SKU: PTSP02400KSG

ø455 Lid, Rim, & Seal Assy; ø455 Filter Basket; ø455 Lid Seal Only
2" MBSP Fitting-Poly; 4 pins 24 x 260; Skid Frame



3,000 Litres

Tank Only
2430 x 1540 x 1280mm (LWH)
SKU: PTSP03000SG

with Frame
2430 x 1540 x 1350mm (LWH)
SKU: PTSP03000KSG

ø455 Lid, Rim, & Seal Assy; ø455 Filter Basket; ø455 Lid Seal Only;
2" MBSP Fitting-Poly; 4 pins 24 x 260; Skid Frame



4,000 Litres

Tank Only
2430 x 1540 x 1530mm (LWH)
SKU: PTSP04000SG

with Frame
2430 x 1540 x 1550mm (LWH)
SKU: PTSP04000KSG

ø455 Lid, Rim, & Seal Assy; ø455 Filter Basket; ø455 Lid Seal Only;
2" MBSP Fitting-Poly; 4 pins 24 x 260; Skid Frame

SUMPTRANS™

Fully-Drainable Chemical Tanks



5,000 Litres

Tank Only	with Frame
2760 x 2000 x 1520mm (LWH)	2760 x 2000 x 1620mm (LWH)
SKU: PTSP05000SG	SKU: PTSP05000KSG

ø455 Lid, Rim, & Seal Assy; ø455 Filter Basket; ø455 Lid Seal Only; 2" MBSP Fitting-Poly; 4 pins 24 x 330; Skid Frame



6,000 Litres

Tank Only	with Frame
2760 x 2000 x 1670mm (LWH)	2760 x 2000 x 1770mm (LWH)
SKU: PTSP06000SG	SKU: PTSP06000KSG

ø455 Lid, Rim, & Seal Assy; ø455 Filter Basket; ø455 Lid Seal Only; 2" MBSP Fitting-Poly; 4 pins 24 x 330; Skid Frame



10,000 Litres

Tank Only	with Frame
3480 x 2250 x 2050mm (LWH)	3480 x 2250 x 2100mm (LWH)
SKU: PTSP10000SG	SKU: PTSP10000KSG

ø455 Lid, Rim, & Seal Assy; ø455 Filter Basket; ø455 Lid Seal Only; 2" MBSP Fitting-Poly; 4 pins 24 x 480; Skid Frame



13,000 Litres

Tank Only	with Frame
3480 x 2250 x 2420mm (LWH)	3480 x 2250 x 2470mm (LWH)
SKU: PTSP13000SG	SKU: PTSP13000KSG


ø455 Lid, Rim, & Seal Assy; ø455 Filter Basket; ø455 Lid Seal Only; 2" MBSP Fitting-Poly; 4 pins 24 x 480; Skid Frame



TANK FRAMES

All spray tanks require a steel mounting support frame to give sump clearance

TTi's steel frames are over engineered and hot dip galvanized for long lasting protection.



Tank Accessories



Sight Level Kit (Fitted)

Level Kit

See Your Tank Liquid Level at a Glance

SKU: ARN001-F



3" Hydrant Fill Lid

Fill Lid

Hydrant Fill System with Tilt-Lid Mechanism & 3" Top Pipe

SKU: ARH080



80mm Hydrant Funnel Lid

Funnel Kit

Funnel Fill System with Mesh Basket & 3" Top Pipe

SKU: ARU450F

FLANGED BRASS

Tank Outlet Fittings



SKU	DESCRIPTION
ARFB025	1" Brass tank outlet
ARFB032	1¼" Brass tank outlet
ARFB038R	1½" Brass tank outlet
ARFB050R	2" Brass tank outlet
	3" Brass tank outlet - with Reverse
ARFB080R	Thread to Prevent Loosening
ARFB100R	4" Brass tank outlet - with Reverse
	Thread to Prevent Loosening

FLANGED POLY

Tank Outlet Fittings



SKU	DESCRIPTION
ARFP020	¾" Tank Outlet - Flanged Poly
ARFP025	1" Tank Outlet - Flanged Poly
ARFP032	1¼" Tank Outlet - Flanged Poly
ARFP038	1½" Tank Outlet - Flanged Poly
ARFP050	2" Tank Outlet - Flanged Poly
	2" Tank Outlet - Reverse Thread
ARFP050R	with 2 Seals Supplied M & F Threads

LIDS & BASKETS



ARLP150AV	Female Thread Tank Lid (150mm) - with Spring Breather Valve & Gasket
ARLP250VSR	Male Thread 'Smoother-Line Lid (255mm) - with Fixed Ring; Labyrinth Double Breather Valve
ARLP450VSS	Screw Tank Lid (455mm) - with Rim and Seal; Fixed Labyrinth Double Breather Valve
ARLP450VSR	Hinged Tank Lid (455mm) - with Rim and Seal 180°; with Fixed Ring; Labyrinth Breather Valve
ARLS450VSR	450mm Stainless Steel Hinged Lid
TTI30065	450mm Aluminium Lid
ARK200	Basket Filter (250mm) - To suit 255mm Lid; 18# Screen 210mm ø x 235mm deep
ARK400	Basket Filter (450mm) - To suit 455mm Lid; 18# Screen 410mm ø x 235mm deep
ARB195	BallBaffle™ Ø195mm - 1 ball per 7 Litres
LLB380	LiquidLocker™ Ø380mm - 1 ball per 33 Litres