

**200 SERIES – BRASS – 45 CFM**

- CORROSION RESISTANT
- LONG LASTING
- HARD WEARING

Rated at 1300 litres per min. (45 CFM). Connect to RYCO 200 Series nipples.

**200S SERIES – STEEL – 45 CFM**

- HARD WEARING
- LONG LASTING
- HARDENED SLEEVE

Rated at 1300 litres per min. (45 CFM). Connect to RYCO 200S Series nipples.

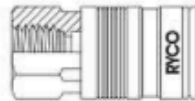
**290 SERIES – STEEL – 90 CFM**


SUPER-HI-FLOW

- HARD WEARING
- SELF LOCKING
- ONE TOUCH OPERATION (see page 337)
- HARDENED SLEEVE

Rated at an amazing 2500 litres per min. (90 CFM)  
These couplings connect directly onto existing RYCO 200 and 200S Series nipples.

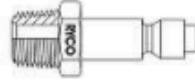
**200 & 200S AUTOMATIC COUPLINGS**

BSPP FEMALE	200 & 200S AUTOMATIC COUPLINGS		
	THREAD/ BARB	BRASS PART NO	STEEL PART NO
	1/4	200	200S
	3/8	243	243S

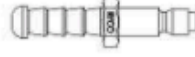
BSPT MALE	200 & 200S AUTOMATIC COUPLINGS		
	THREAD/ BARB	BRASS PART NO	STEEL PART NO
	1/4	201	201S
	3/8	244	244S

HOSE BARB	200 & 200S AUTOMATIC COUPLINGS		
	THREAD/ BARB	BRASS PART NO	STEEL PART NO
	1/4	245	245S
5/16	240	240S	
3/8	241	241S	


**BSPT MALE COUPLING NIPPLE  
SUITS 200, 200S & 290 SERIES**

BSPT MALE	BSPT MALE COUPLING NIPPLE SUITS 200, 200S & 290 SERIES		
	THREAD BSPT	BRASS PART NO	STEEL PART NO
	1/8	204	
	1/4	202	202S
	3/8		251S
	1/2		252S

**HOSE BARB COUPLING NIPPLE  
SUITS 200, 200S & 290 SERIES**

HOSE BARB	HOSE BARB COUPLING NIPPLE SUITS 200, 200S & 290 SERIES		
	THREAD BSPT	BRASS PART NO	STEEL PART NO
	3/16	256	
	1/4	205	205S
	5/16	206	206S
	3/8	206A	206AS
	1/2		254S

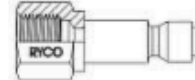
**290 AUTOMATIC COUPLINGS**

BSPP FEMALE	290 AUTOMATIC COUPLINGS	
	THREAD/ BARB	PART NO
	1/4	290
	3/8	292
	1/2	294

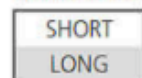
BSPT MALE	290 AUTOMATIC COUPLINGS	
	THREAD/ BARB	PART NO
	1/4	291
3/8	293	
1/2	295	

HOSE BARB	290 AUTOMATIC COUPLINGS	
	THREAD/ BARB	PART NO
	1/4	296
	5/16	297A
3/8	298	
1/2	299	

**BSPP FEMALE COUPLING NIPPLE  
SUITS 200, 200S & 290 SERIES**

BSPP FEMALE	BSPP FEMALE COUPLING NIPPLE SUITS 200, 200S & 290 SERIES		
	THREAD BSPT	BRASS PART NO	STEEL PART NO
	1/8	255	
	1/4	203	203S
	3/8		266S
	1/2		270S

**SCHRADER**

SCHRADER	SCHRADER	
	TYPE	PART NO
	SHORT	217
	LONG	217A

500 SERIES – SUPER-HI-FLOW 100 CFM

- HARD WEARING
- LONG LASTING
- SELF LOCKING
- ONE TOUCH OPERATION
- HARDENED SLEEVE

Rated at an amazing 2800 litres per min. (100 CFM).  
This Series cross references with CEJN couplings and connects to RYCO 500 Series nipple.

500 AUTOMATIC COUPLINGS		THREAD/ BARB	PART NO
BSPT FEMALE		1/4	500
		3/8	543
		1/2	546
BSPT MALE		1/4	501
		3/8	544
		1/2	547
HOSE BARB		1/4	545
		5/16	540
		3/8	541
		1/2	542

500 COUPLING NIPPLES		THREAD/ BARB	PART NO
BSPP FEMALE		1/4	503
		3/8	566
		1/2	570
		SCHRADER LONG	517A
BSPT MALE		1/8	504
		1/4	502
		3/8	551
		1/2	552
HOSE BARB		1/4	505
		5/16	506
		3/8	506A
		1/2	554

to the operator via air-line.

They comply with the relevant clauses of AS/NZS 1716 "Respiratory Protection Devices". Disconnection of the Coupling requires two deliberate movements: 1. The Nipple must be pushed further into the Female Body.

2. While holding the Nipple in, retract the Sleeve. This feature reduces the risk of accidental disconnection. Additionally, RYCO 500R Series Coupling Nipples have a longer shank than RYCO 500 Series. RYCO 500 Series Coupling Nipples cannot be connected to RYCO 500R Series Couplings.

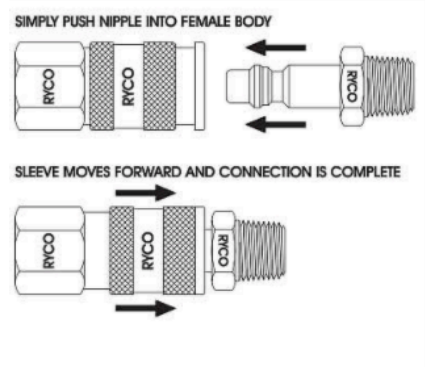
Recommended For: Typical Respiratory Breathing Air applications; work in confined spaces, oxygen deficient or toxic areas, chemical processing and spraying, spray painting, rescue equipment, asbestos removal, sand blasting, tank cleaning, and fumigation.

RYCO 500R Series Couplings are NOT RECOMMENDED for Underwater Diving applications. An Independent Test Report, showing compliance of RYCO 500R Series Couplings to AS/NZS 1716-1994 "Respiratory Protection Devices" is available. This Test Report covers the following clauses of AS/NZS 1716: Clause 8.3.4 "Connectors and couplings" "All air-line connections shall be of "safety type" i.e. requiring at least two deliberate actions to separate the connection or coupling" and Clause 8.4.6.1 "Strength of (air-line and) couplings".

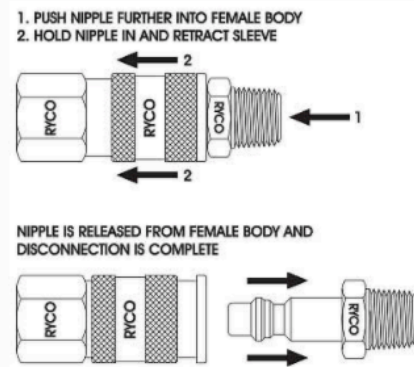
500R AUTOMATIC COUPLINGS		THREAD/ BARB	PART NO
BSPT FEMALE		1/4	500R
		3/8	
		1/2	

500R COUPLING NIPPLES		THREAD/ BARB	PART NO
BSPT MALE		1/4	502R
		3/8	
		1/2	

How to connect RYCO 500R Series Couplings:



How to disconnect RYCO 500R Series Couplings:



500 SERIES – SUPER-HI-FLOW 100 CFM

- HARD WEARING
- LONG LASTING
- SELF LOCKING
- ONE TOUCH OPERATION
- HARDENED SLEEVE

Rated at an amazing 2800 litres per min. (100 CFM).  
This Series cross references with CEJN couplings and connects to RYCO 500 Series nipple.

**500 AUTOMATIC COUPLINGS**

BSPT FEMALE	THREAD/ BARB	PART NO
	1/4	500
3/8	543	
1/2	546	

BSPT MALE	THREAD/ BARB	PART NO
	1/4	501
3/8	544	
1/2	547	

HOSE BARB	THREAD/ BARB	PART NO
	1/4	545
	5/16	540
	3/8	541
1/2	542	

**500 COUPLING NIPPLES**

BSPP FEMALE	THREAD/ BARB	PART NO
	1/4	503
3/8	566	
1/2	570	
SCHRADER LONG	517A	

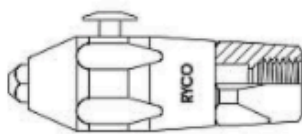
BSPT MALE	THREAD/ BARB	PART NO
	1/8	504
	1/4	502
	3/8	551
1/2	552	

HOSE BARB	THREAD/ BARB	PART NO
	1/4	505
	5/16	506
	3/8	506A
1/2	554	



**EASY HAND CLASP BLOW GUN**


THREAD	PART NO
1/4 BSPP	224



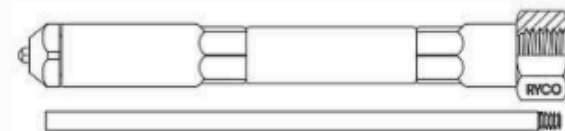
**PUSH BUTTON BLOW GUN**

THREAD	PART NO
1/4 BSPP	223

- LEAKPROOF INTERNAL VALVE
- OPERATES BY SLIGHT PRESSURE BETWEEN HAND & THUMB
- RELAXING PRESSURE INSTANTLY SHUTS AIR OFF
- INCLUDES PART NO 2215 EXTENSION



COUPLING STYLE	PART NO	COUPLING STYLE	PART NO
200 SERIES	222	400 SERIES	422
290 SERIES	222	500 SERIES	522



PART NO	COUPLING STYLE
1/4 BSPP	221

**AIR CHUCKS**

COUPLING STYLE	PART NO	BARB SIZE	PART NO	THREAD SIZE	PART NO						
						200 & 290	216	1/4	211	1/4 BSPT	214
						400	416	3/8	213		
500	516										