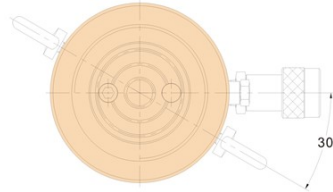
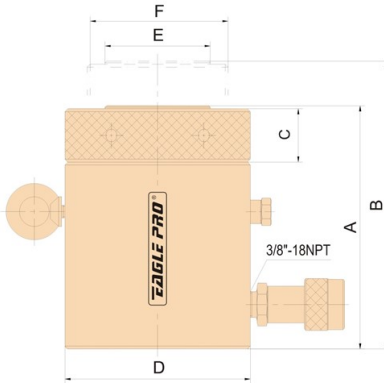


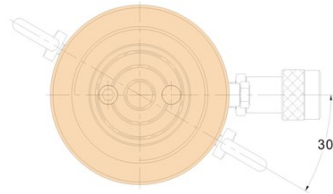
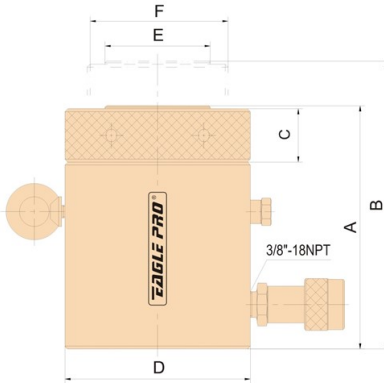
EL Series Hydraulic Cylinders



Imperial Measurements

MODEL	CYLINDER CAPACITY @ 10,000 PSI (700 BAR)	STROKE	CYLINDER EFFECTIVE AREA	OIL CAPACITY	COLLAPSED	EXTENDED	LOCK NUT THICKNESS	OUTSIDE	SADDLE	PISTON	WEIGHT
					HEIGHT	HEIGHT		DIAMETER	DIAMETER	DIAMETER	
	METRIC TON (US TON)	IN	IN ²	IN ³	A	B	C	D	E	F	LBS
					IN	IN	IN	IN	IN	MM	
EL-502	50 (55)	1.97	10.99	21.62	6.45	8.41	1.41	4.91	2.79	TR95 X 4	33.00
EL-504		3.93		43.25	8.41	12.34					44.00
EL-506		5.90		64.87	10.38	16.27					55.00
EL-508		7.86		86.50	12.34	20.20					66.00
EL-5010		9.83		108.12	14.31	24.13					77.00
EL-5012		11.79		129.75	16.27	28.06					88.00
EL-1002	100 (105)	1.97	20.57	40.47	7.35	9.31	1.73	1.73	2.79	TR130 X 6	66.00
EL-1004		3.93		80.95	9.31	13.24					85.80
EL-1006		5.90		121.42	11.28	17.17					105.60
EL-1008		7.86		161.89	13.24	21.10					123.20
EL-10010		9.83		202.37	15.21	25.03					140.80
EL-10012		11.79		242.84	17.17	28.96					160.60
EL-1502T	150 (155)	1.97	31.17	61.34	8.21	10.18	1.73	1.73	5.11	TR160 X 6	116.60
EL-1504T		3.93		122.67	10.18	14.11					145.20
EL-1506T		5.90		184.01	12.14	18.04					171.60
EL-1508T		7.86		245.34	14.11	21.97					202.40
EL-15010T		9.83		306.68	16.07	25.90					228.80
EL-15012T		11.79		368.01	18.04	29.83					257.40
EL-2002T	200 (220)	1.97	41.66	81.98	9.55	11.51	1.97	1.97	5.11	TR185 X 6	182.60
EL-2006T		5.90		245.95	13.48	19.37					259.60
EL-20010T		9.83		409.92	17.41	27.23					336.60
EL-2502T	250 (275)	1.97	56.28	110.75	9.79	11.75	2.20	10.87	5.90	TR215 X 6	255.20
EL-2506T		5.90		332.24	13.72	19.61					358.60
EL-25010T		9.83		553.73	17.65	27.47					462.00
EL-3002T	300 (330)	1.97	70.12	137.98	11.59	13.56	2.36	12.18	5.46	TR240 X 6	380.60
EL-3006T		5.90		413.95	15.52	21.42					512.60
EL-30010T		9.83		689.91	19.45	29.28					644.60
EL-4002T	400 (440)	1.97	85.48	168.21	13.17	15.13	2.75	13.76	6.25	TR265 X 6	552.20
EL-4006T		5.90		504.62	17.10	22.99					719.40
EL-40010T		9.83		841.04	21.03	30.85					886.60
EL-5002T	500 (550)	1.97	113.18	222.71	14.74	16.70	3.14	15.72	7.03	TR305 X 6	807.40
EL-5006T		5.90		668.13	18.67	24.56					1027.40
EL-50010T		9.83		1113.56	22.60	32.42					1249.60
EL-6002T	600 (660)	1.97	132.51	260.74	15.52	17.49	3.34	16.90	7.62	TR330 X 6	983.40
EL-6006T		5.90		782.23	19.45	25.35					1238.60
EL-60010T		9.83		1303.72	23.38	33.21					1496.00
EL-8002T	800 (880)	1.97	180.36	354.90	17.88	19.85	3.93	19.85	8.80	TR385 X 6	1564.20
EL-8006T		5.90		1064.69	21.81	27.71					1916.20
EL-80010T		9.83		1774.49	25.74	35.57					2268.20
EL-10002T	1000 (1100)	1.97	224.98	772.71	19.45	21.42	4.32	22.01	9.79	TR430 X 6	2092.20
EL-10006T		5.90		1328.12	23.38	29.28					2514.60
EL-100010T		9.83		2213.54	27.31	37.14					2937.00

EL Series Hydraulic Cylinders



Metric Measurements

MODEL	CYLINDER CAPACITY @ 10,000 PSI (700 BAR)	STROKE	CYLINDER EFFECTIVE AREA	OIL CAPACITY	COLLAPSED HEIGHT	EXTENDED HEIGHT	LOCK NUT THICKNESS	OUTSIDE DIAMETER	SADDLE DIAMETER	PISTON DIAMETER	WEIGHT
	METRIC TON (US TON)				MM	MM		MM	MM	MM	
EL-502	50 (55)	50	70.8	354	164	214	36	125	71	Tr 95×4	15
EL-504		100	70.8	708	214	314	36	125	71	Tr 95×4	20
EL-506		150	70.8	1062	264	414	36	125	71	Tr 95×4	25
EL-508		200	70.8	1416	314	514	36	125	71	Tr 95×4	30
EL-5010		250	70.8	1770	364	614	36	125	71	Tr 95×4	35
EL-5012		300	70.8	2124	414	714	36	125	71	Tr 95×4	40
EL-1002	100 (105)	50	132.7	663.5	187	237	44	165	71	Tr 130×6	30
EL-1004		100	132.7	1327	237	337	44	165	71	Tr 130×6	39
EL-1006		150	132.7	1990.5	287	437	44	165	71	Tr 130×6	48
EL-1008		200	132.7	2654	337	537	44	165	71	Tr 130×6	56
EL-10010		250	132.7	3317.5	387	637	44	165	71	Tr 130×6	64
EL-10012		300	132.7	3981	437	737	44	165	71	Tr 130×6	73
EL-1502T	150 (155)	50	201	1005	209	259	44	205	130	Tr160×6	53
EL-1504T		100	201	2010	259	359	44	205	130	Tr160×6	66
EL-1506T		150	201	3015	309	459	44	205	130	Tr160×6	78
EL-1508T		200	201	4020	359	559	44	205	130	Tr160×6	92
EL-15010T		250	201	5025	409	659	44	205	130	Tr160×6	104
EL-15012T		300	201	6030	459	759	44	205	130	Tr160×6	117
EL-2002T	200 (220)	50	268.8	1417	243	293	50	235	130	Tr185×6	83
EL-2006T		150	268.8	4251	343	493	50	235	130	Tr185×6	118
EL-20010T		250	268.8	7085	443	693	50	235	130	Tr185×6	153
EL-2502T	250 (275)	50	362.9	1814.5	249	299	56	275	150	Tr 215×6	116
EL-2506T		150	362.9	5443.5	349	499	56	275	150	Tr 215×6	163
EL-25010T		250	362.9	9072.5	449	699	56	275	150	Tr 215×6	210
EL-3002T	300 (330)	50	452.2	2261	295	345	60	310	139	Tr 240×6	173
EL-3006T		150	452.2	6783	395	545	60	310	139	Tr 240×6	233
EL-30010T		250	452.2	11305	495	745	60	310	139	Tr 240×6	293
EL-4002T	400 (440)	50	572	2905	335	385	70	350	159	Tr 265×6	251
EL-4006T		150	572	8715	435	585	70	350	159	Tr 265×6	327
EL-40010T		250	572	14525	535	785	70	350	159	Tr 265×6	403
EL-5002T	500 (550)	50	730.2	3651	375	425	80	400	179	Tr 305×6	367
EL-5006T		150	730.2	10953	475	625	80	400	179	Tr 305×6	467
EL-50010T		250	730.2	18255	575	825	80	400	179	Tr 305×6	568
EL-6002T	600 (660)	50	854.9	4274.5	395	445	85	430	194	Tr 330×6	447
EL-6006T		150	854.9	12823.5	495	645	85	430	194	Tr 330×6	563
EL-60010T		250	854.9	21372.5	595	845	85	430	194	Tr 330×6	680
EL-8002T	800 (880)	50	1163.6	5818	455	505	100	505	224	Tr 385×6	711
EL-8006T		150	1163.6	17454	555	705	100	505	224	Tr 385×6	871
EL-80010T		250	1163.6	29090	655	905	100	505	224	Tr 385×6	1031
EL-10002T	1000 (1100)	50	1451.5	7257.5	495	545	110	560	249	Tr 430×6	951
EL-10006T		150	1451.5	21772.5	595	745	110	560	249	Tr 430×6	1143
EL-100010T		250	1451.5	36287.5	695	945	110	560	249	Tr 430×6	1335