

D6300-2AZ SERIES

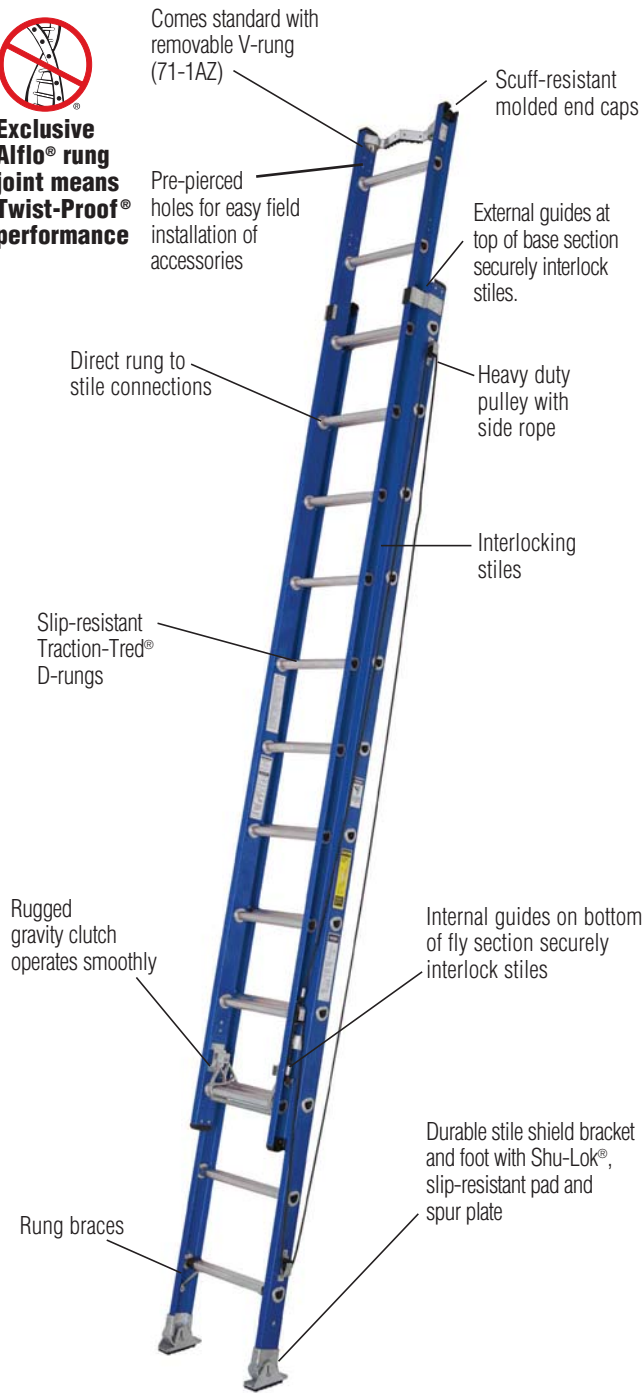
150kg LOAD RATING

HEAVY INDUSTRIAL
DUTY RATING

STYLE: Fibreglass D-Rung Extension Ladder



Exclusive Alflo® rung joint means Twist-Proof® performance



Model D6324-2AZ

SPECIFICATIONS

Model No.	Size	Max. Reach Height	Approx. Volume Per Unit	Approx. Shipping Wt.
D6316-2AZ	2.4 m / 4.0 m	4.9 m	0.20 m³	16.6 kg
D6320-2AZ	3.0 m / 5.2 m	6.1 m	0.25 m³	20.2 kg
D6324-2AZ	3.6 m / 6.4 m	7.3 m	0.30 m³	23.6 kg
D6328-2AZ	4.2 m / 7.6 m	8.5 m	0.34 m³	27.0 kg
D6332-2AZ	4.8 m / 8.8 m	9.7 m	0.39 m³	32.5 kg

DIMENSIONS

Stiles:	8.4 cm wide	Fly Width:	40.6 cm outside stiles
Flange:	3 cm wide	Base Width:	48.3 cm outside shoes
Rungs:	4.1 cm		

6300AZ SERIES



150kg LOAD RATING

HEAVY INDUSTRIAL
DUTY RATING

STYLE: Fibreglass Single-Sided Stepladder



COMPATIBLE
SEE PAGE 12



The Lock-In Accessory System lets you customise your ladder top and safely secure your tools.

EDGE® bracing provides enhanced strength and increased protection against damage.

SPECIFICATIONS

Model No.	Size	Approx. Width	Approx. Spread	Approx. Volume Per Unit	Approx. Shipping Wt.
6306AZ	1.8 m	0.58 m	1.04 m	0.15 m³	9.98 kg
6308AZ	2.4 m	0.68 m	1.36 m	0.23 m³	13.61 kg
6310AZ	3.0 m	0.78 m	1.68 m	0.35 m³	17.70 kg

DIMENSIONS

Top:	15 cm x 33 cm	Treads:	8 cm wide
Front Stiles:	8 cm wide	Rear Stiles:	5 cm wide
Front Flange:	3 cm wide	Rear Flange:	3 cm wide