



# CIVIL EQUIPMENT

# THE NEW ERA IN WATER TRUCKS



We design, develop and manufacture poly tank water truck solutions here in Australia.

From complete units, fully-featured with top of the line equipment, to simple slip-on tanks. We equip Australia's civil contractors with the tools to get the job done.

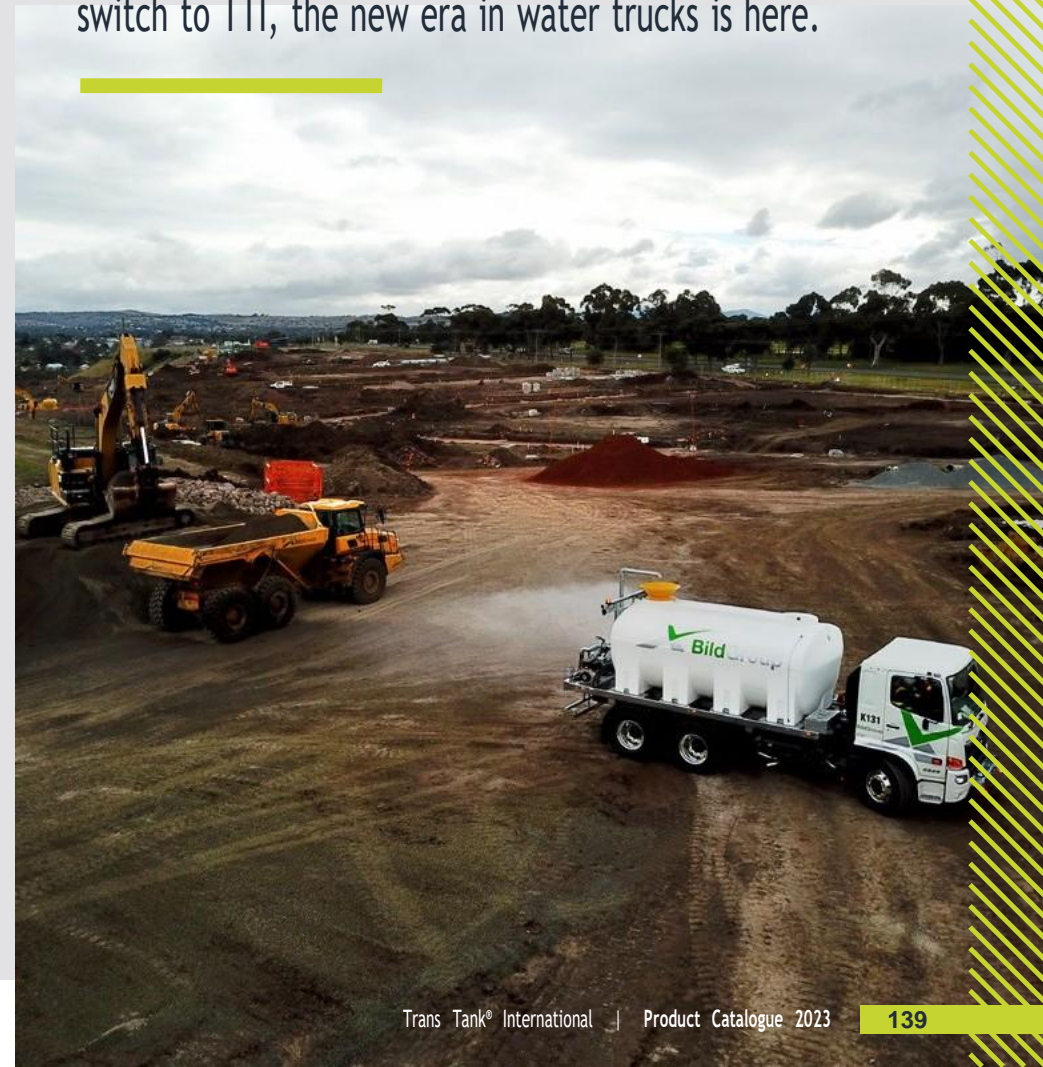
# WATER TRUCKS

## Why TTI Water Trucks?

Designed, developed and manufactured in Australia, TTI's poly tank water trucks are the best kept secret in the civil water truck space (but not for long).

As Bild-Group, Coates Hire, Boral Quarries, Programmed and other major players make the switch to TTI, the new era in water trucks is here.

- ✓ Quality you can depend on
- ✓ Chosen by serious players
- ✓ Fast service & support
- ✓ Options to suit you
- ✓ End-to-end manufacturing
- ✓ Safety by design



# Cascade™

8,000 Litres

4x2 Water Truck



## The ultimate compact water truck.

Popular with landscapers due to saving watering time by being more accurate, and easy to operate. Perfect for smaller civil projects, where large water trucks are not required.



### STANDARD INCLUSIONS:

- ✓ Poly Water Cartage Tank with LiquidLocker™ Baffles
- ✓ 2x LED Rear Facing Work Lights & Flashing LED Beacon
- ✓ Purpose Built, Hot Dip Gal Chassis-Mount Frame
- ✓ User-friendly, Hot-dipped Galvanised Pipework
- ✓ 3" Diesel or Hydraulic Powered Centrifugal Pump
- ✓ Ergonomic Hydrant Pipe Holder Fitted
- ✓ 3" Hydrant Fill System, Over-head Funnel, Pump Suction Fill
- ✓ Under Body Hose Storage for Easy Access
- ✓ Rear Spray Heads
- ✓ 20m Spring Rewind Hose Reel

### OPTIONAL EXTRAS:



3" Electric Water Cannon with In-Cab Joy Stick Control



Signage Storage Provision, Traffic Cone Holder & Tool Box



Left and Right Front Spray Frog Nozzles



Gravity or Pressurised Dribble Bar

# CASCADE™

4x2 Water Truck



# Storm™

6x4 Water Truck

13,000 & 15,000 Litres



Designed to withstand the harshest of conditions, the 13,000 litre Storm™ water truck will deliver greater efficiencies when applying water on site.

Perfect for civil & earthmoving contractors, councils, hire companies and more.



## STANDARD INCLUSIONS:

- ✓ Poly Water Cartage Tank with LiquidLocker™ Baffles
- ✓ 20m Spring Rewind Hose Reel
- ✓ Purpose Built, Hot Dip Gal Chassis-Mount Frame
- ✓ 2x LED Rear Facing Work Lights & Flashing LED Beacon
- ✓ 3" Hydraulically Driven Pump with variable speed dial
- ✓ User-friendly, Hot-dipped Galvanised Pipework
- ✓ 3" Hydrant Fill System, Over-head Funnel, Pump Suction Fill
- ✓ Under Body Hose Storage for Easy Access
- ✓ 3 Rear Spray Heads (Centre, Left, Right)
- ✓ Gravity and Pressurised Dribble Bar

## OPTIONAL EXTRAS:



3" Electric Water Cannon with In-Cab Joy Stick Control



Batter Spray Heads mounted between the tank and the cab



Left and Right Front Spray Frog Nozzles



Gravity Drop Bar - Apply an Even Fan of Water Under Gravity

# STORM™

6x4 Water Truck



Available as a Remote Build AquaModule™



# FloodRite™

## Slip-On Water Cart



**FloodRite™ slip on water carts are proven as the contractors, councils and hire companies #1 choice of water cart.**

It is truly the professional's choice for the application of water as part of road construction, dust suppression & any other application for getting water where you need it!

The FloodRite™ slip on water cart can be mounted in the back of tipper trucks using our loading leg system, or forklifted onto a tray truck or trailer.



**DUST SUPPRESSION**



**ROAD CONSTRUCTION**





### KEY FEATURES



Handheld  
Wireless  
Remote  
Control



Heavy-Duty,  
Fully Baffled  
Poly Tank



1600L/min  
Self Priming  
Pump



Heavy duty  
Galvanised  
Skid Frame



20m Spring  
Retractable  
Hose Reel



Ergonomic  
Pipework  
Manifold



Standpipe,  
Hydrant &  
Suction Fill  
Capabilities



3" Rear  
Adjustable  
Spray Heads

### NEW WIRELESS REMOTE CONTROL





**6,000 Litres**

3600 x 2000 x 1990mm (LWH); 1200kg



**8,000 Litres**

4400 x 2100 x 1990mm (LWH); 1450kg



**10,000 Litres**

4400 x 2100 x 2330mm (LWH); 1550kg



**12,000 Litres**

4400 x 2100 x 2690mm (LWH); 1680kg



**13,000 Litres**

4200 x 2250 x 2760mm (LWH); 1680kg



**13,000 Litres (Low Profile)**

5400 x 2370 x 2240mm (LWH); 1770kg



## OPTIONAL SWING-UP LEG SYSTEM FOR EASY LOADING & UNLOADING FROM TIPPERS



**15,000 Litres**

5400 x 2370 x 2490mm (LWH); 1860kg



**17,000 Litres**

5400 x 2370 x 2840mm (LWH); 1950kg

## OPTIONS



Self-Loading  
Legs



Dribble  
Bar



Water  
Cannon

# xTreme™

## Pressure Cleaning Trailer



### Heavy-Duty Cold Wash Pressure Cleaning Trailer

Heavy-duty pressure cleaning trailers are ideal for councils, civil and industrial use, with high performing pressure cleaning pumps ideal for removing heavy grime and dirt



**Heavy-Duty Poly Tank**  
Australian Made, Tough, Lightweight and Rust-Free Polyethylene Cartage Tank with 20-Year Warranty



**Pressure Cleaning Kit**  
Choice of Honda petrol or Kubota diesel engines with Spitwater pressure cleaner pumps (3650psi)




**Heavy-Duty Chassis**  
A well balanced, easy towing, fully hot dipped galvanised chassis is engineer approved, for years of hard work



**20m Hose Reel**  
Convenient 20m hose reel with heavy duty braid hose & quality spray wand



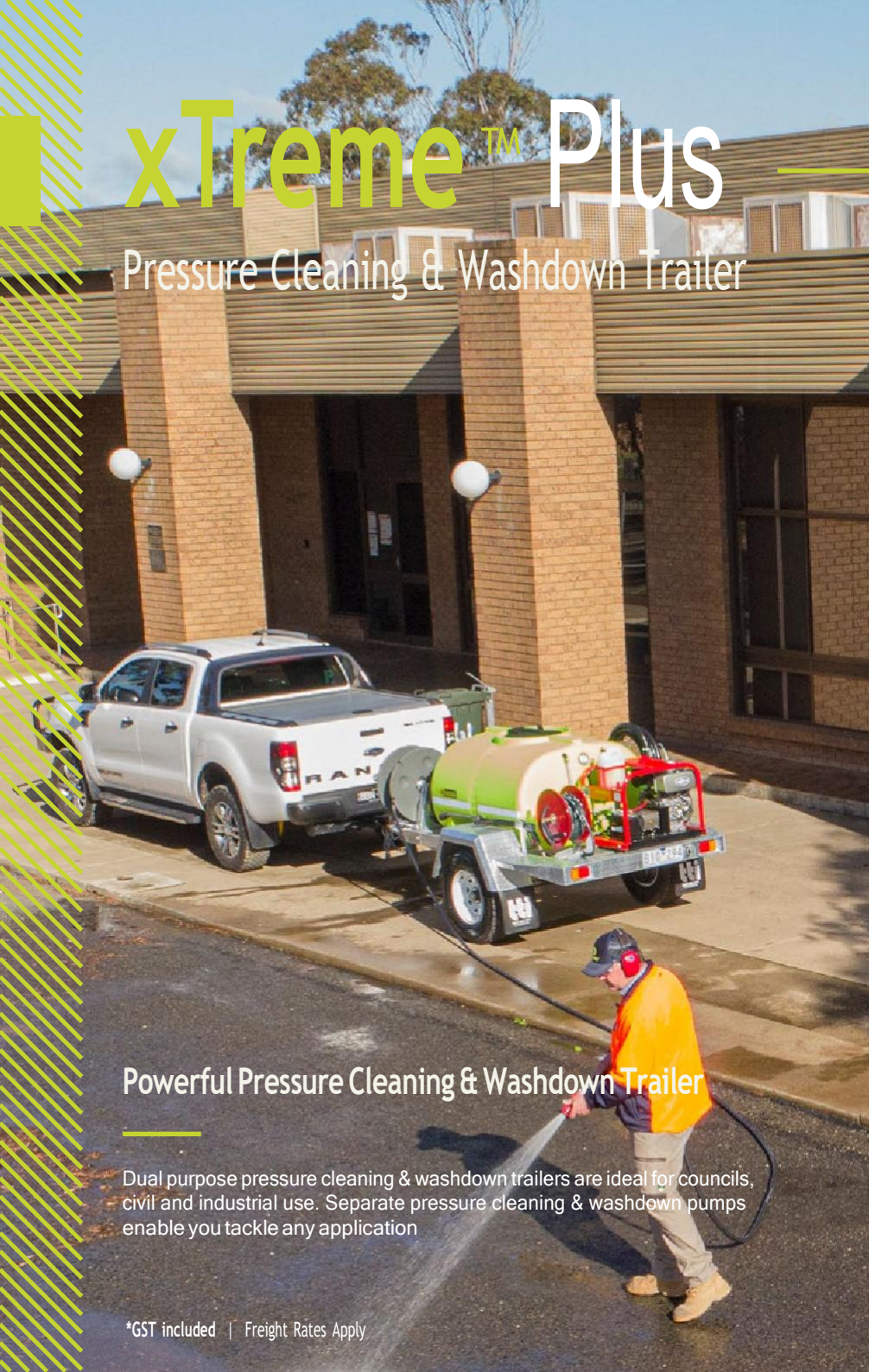
**LiquidLocker™ Baffles**  
Fitted for safety and stability, LiquidLocker™ baffles are included in every xTreme™ Trailer



**High Pressure Pump**  
High performing pumps rated to 3150-3650psi pumps get the job done with ease!

# xTreme™ Plus


## Pressure Cleaning & Washdown Trailer



### Powerful Pressure Cleaning & Washdown Trailer

Dual purpose pressure cleaning & washdown trailers are ideal for councils, civil and industrial use. Separate pressure cleaning & washdown pumps enable you tackle any application

\*GST included | Freight Rates Apply



**Heavy-Duty Poly Tank**  
Australian Made, Tough, Lightweight and Rust-Free Polyethylene Cartage Tank with 20-Year Warranty



**Washdown Pump Kit**  
Choice of Honda petrol or Yanmar diesel engines with Davey pump for washdown; 36m x 19mm hose and reel



**Heavy-Duty Chassis**  
A well balanced, easy towing, fully hot dipped galvanised chassis is engineer approved, for years of hard work



**Pressure Cleaning Kit**  
Choice of Honda petrol or Kubota diesel engines with Spitwater pressure cleaner pumps (3650psi)



**LiquidLocker™ Baffles**  
Fitted for safety and stability, LiquidLocker™ baffles are included in every xTreme™ Trailer



**15" Sunraysia Landcruiser wheels** makes for smooth towing even in the toughest terrain