

// 253AA

Water discharge 10 bar (150 psi) - Lay flat







Tube: black EPDM.

Reinforcement: high tensile textile cords.

Cover: black EPDM - abrasion and ozone resistant.

Application: lay flat water discharge.

Constant operation: -30 °C +80 °C (-22 °F +176 °F)

												
mm	in	mm	in	bar	psi	bar	psi	mm	in	%	kg/m	lb/ft
32,0	1 1/4"	40,00	1,57	10	150	30	450				0,460	0,31
38,0	1 1/2"	46,00	1,81	10	150	30	450				0,540	0,37
40,0	1 9/16"	48,00	1,89	10	150	30	450				0,570	0,39
45,0	1 3/4"	53,00	2,09	10	150	30	450				0,660	0,45
51,0	2"	59,00	2,32	10	150	30	450				0,730	0,50
60,0	2 3/8"	68,00	2,68	10	150	30	450				0,860	0,58
63,0	2 1/2"	71,00	2,80	10	150	30	450				0,900	0,61
70,0	2 3/4"	80,00	3,15	10	150	30	450				1,380	0,93
76,0	3"	86,00	3,39	10	150	30	450				1,480	1,00
90,0	3 1/2"	100,00	3,94	10	150	30	450				1,720	1,16
102,0	4"	112,00	4,41	10	150	30	450				2,040	1,38
127,0	5"	139,00	5,47	10	150	30	450				2,730	1,84
152,0	6"	164,00	6,46	10	150	30	450				3,360	2,26
168,0	6 5/8"	180,00	7,09	10	150	30	450				3,560	2,40
203,0	8"	217,00	8,54	10	150	20	300				4,810	3,24
254,0	10"	270,00	10,63	10	150	20	300				7,680	5,17
305,0	12"	319,00	12,56	10	150	20	300				8,870	5,97